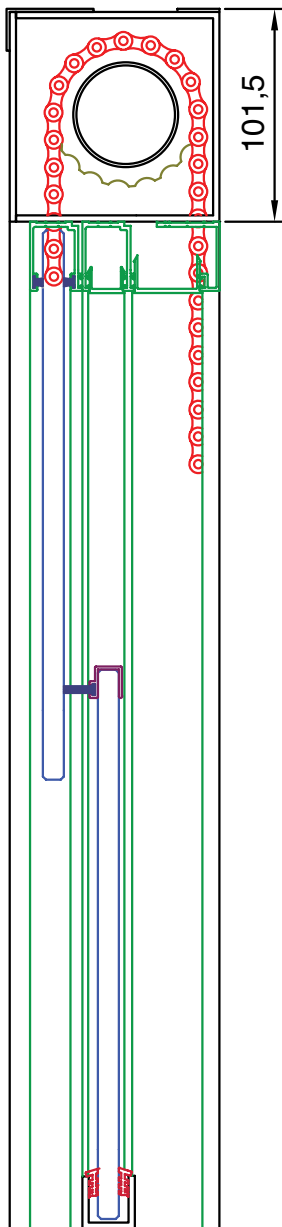
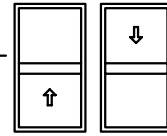
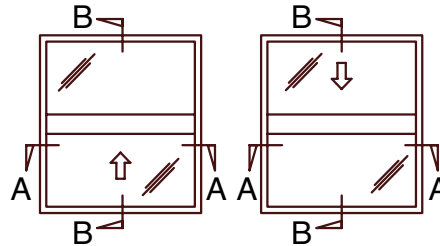


Motor driven single sliding pane - CS2005



Section BB



Features

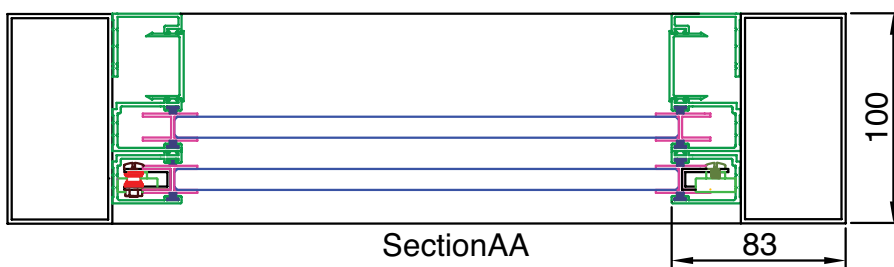
- Single pane moves in its own plane.
- Top or bottom fixed pane.
- Motor driven with remote control operation.
- Can be operated with fire alarm system for fire control.
- Suitable for large panes of glass.

Specification

- Frame heights up to 5100mm
- Frame widths up to 3500mm
- Glass thicknesses 8mm and over.
- Any aluminium finish.

Note

Human impact considerations must be taken into account when designing.



Section AA