

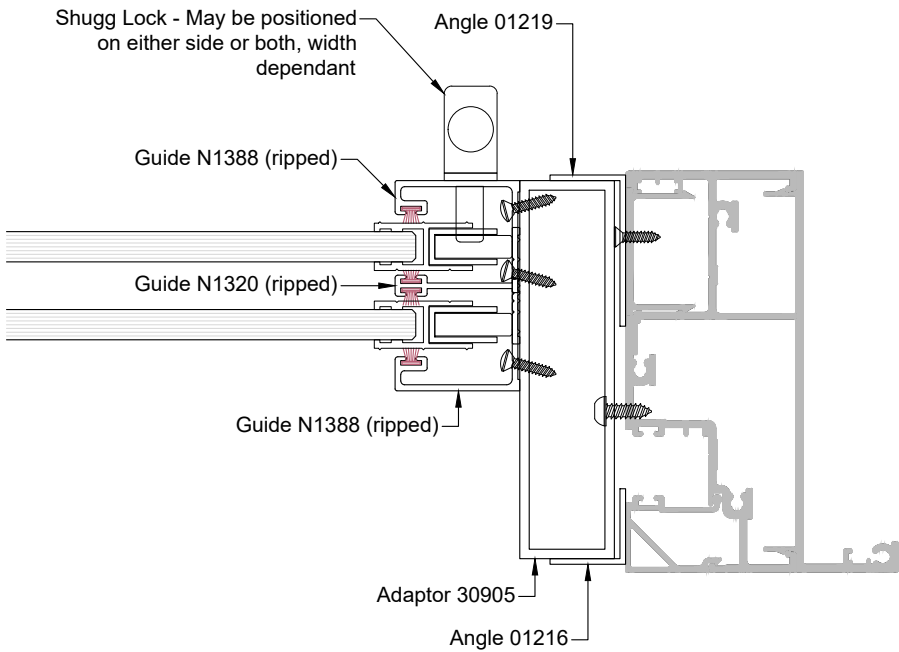
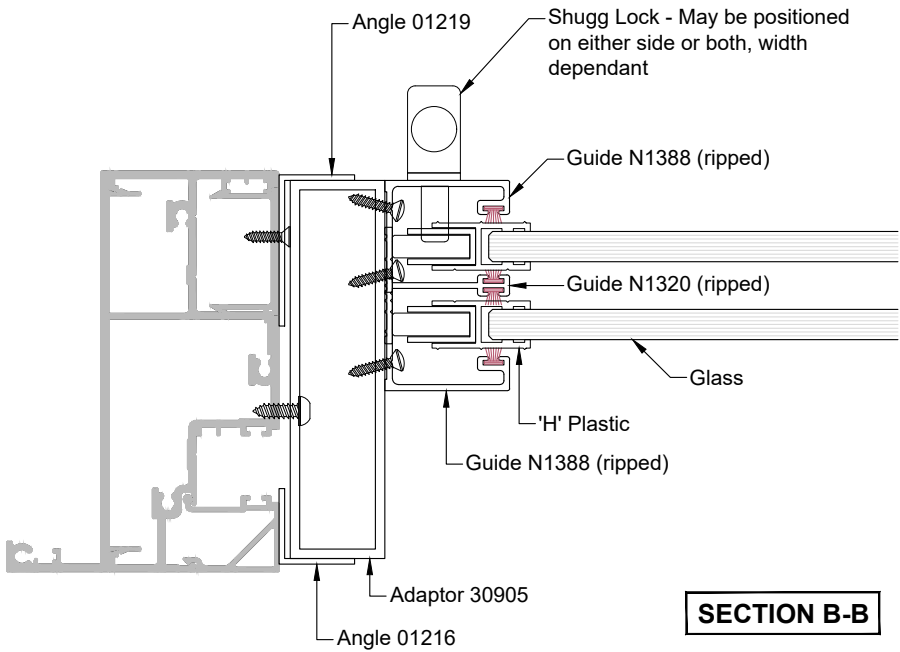
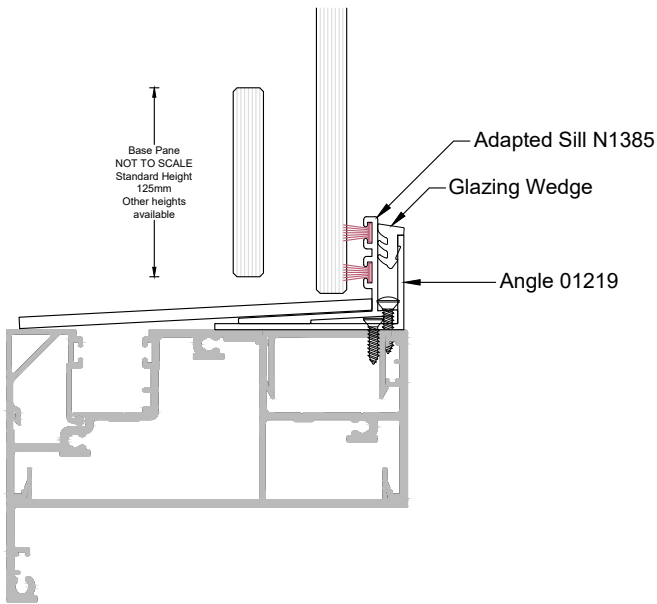
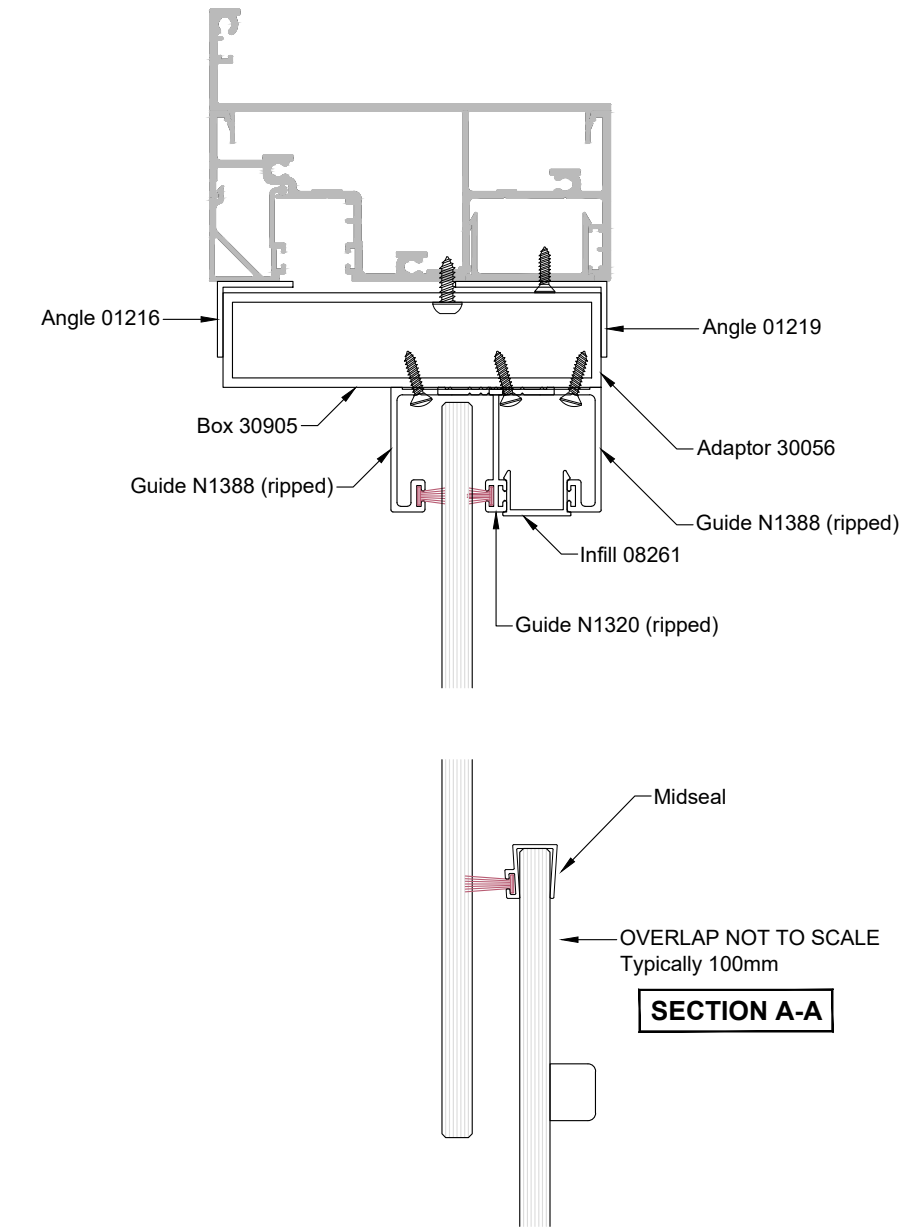
## Vertical sliding double hung window Commercial 2 pane

### Features:

- Sashless panes of glass move within their own plane
- Provides high and low ventilation
- Fits most aluminium frame profiles
- Can be retrofitted to solve ventilation problems
- Removable midseal closes off winter draughts
- Lock open position provides secure ventilation
- Available with or without a Base Pane

### Specifications:

- Frame height from 1500mm
- Frame width from 1000mm
- Annealed, laminated, toughened or Low E glass available as standard
- Most powder coated and anodised aluminium finishes available as standard



<b>Neotechnical Industries Ltd</b> 9 McDonald St, Sandringham, Auckland. Phone: 09 815 0481 Email: info@shugg.co.nz www.shugg.co.nz	Frame Type	APL 106 Architectural Casement	Drawing name	DH102-CA11	Scale	1:2
	Section	A:A & B:B	Date drawn	14-09-21	Revision	001
	Notes	-	Window style	Double Hung		
	Notes	-	Window format	Commercial		
	Notes	-	Glazing	Single	Thickness	8mm

Details subject to change without notice. Exterior frames by others, Neotechnical Industries Ltd does not own the rights to exterior frames shown and are indicative only. All other details  
© Neotechnical Industries Ltd, not to be reproduced, altered or distributed in any form without permission.