

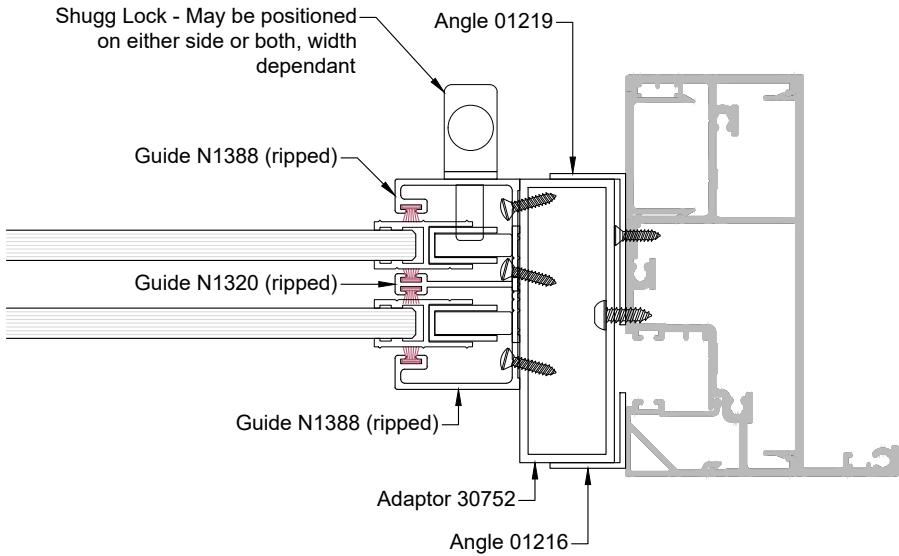
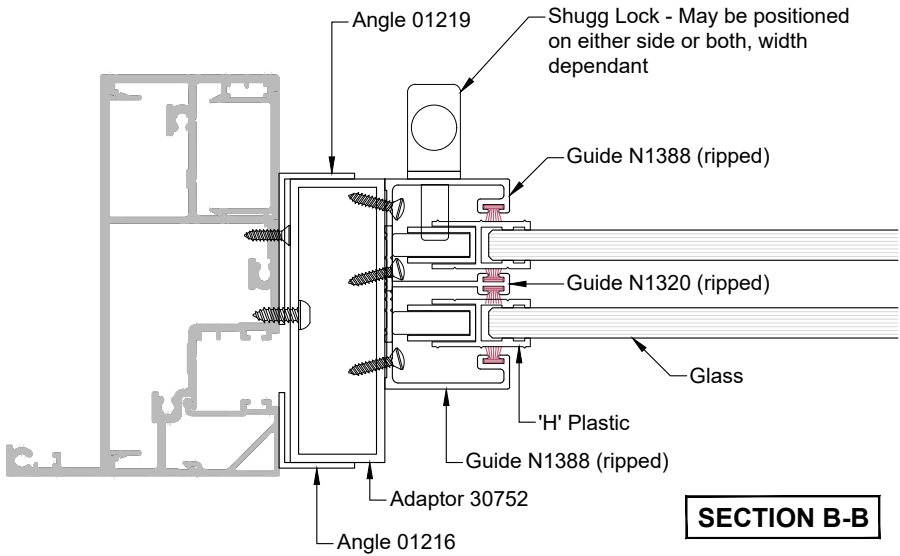
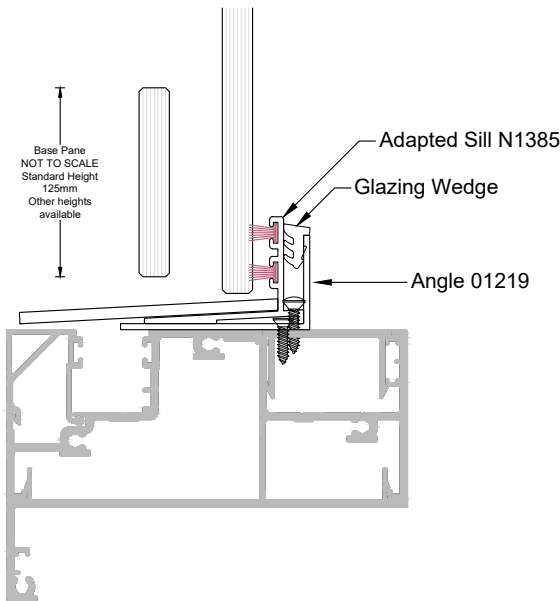
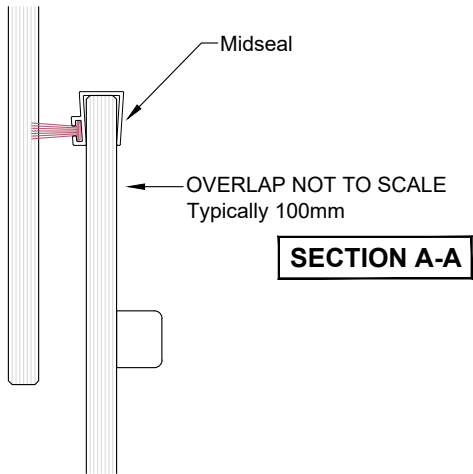
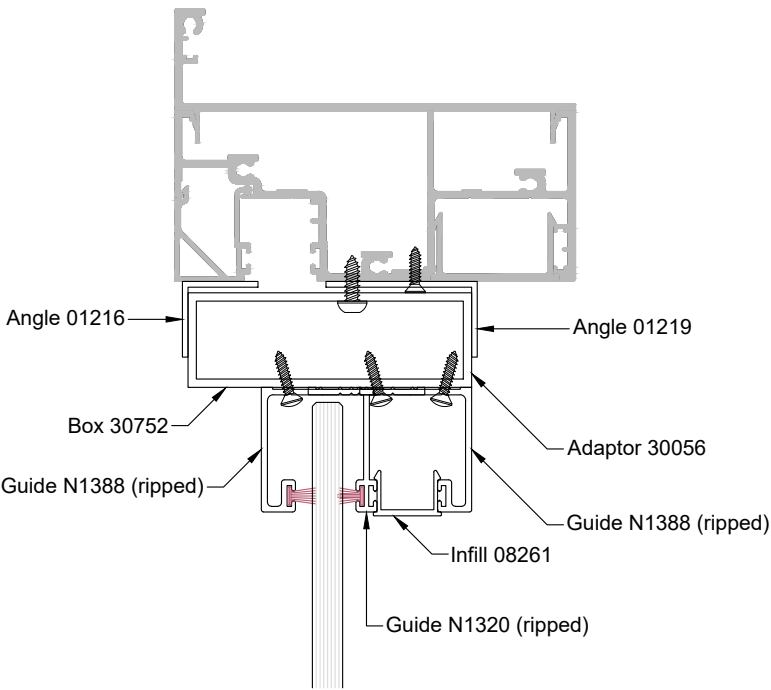
Vertical sliding double hung window Commercial 2 pane

Features:

- Sashless panes of glass move within their own plane
- Provides high and low ventilation
- Fits most aluminium frame profiles
- Can be retrofitted to solve ventilation problems
- Removable midseal closes off winter draughts
- Lock open position provides secure ventilation
- Available with or without a Base Pane

Specifications:

- Frame height from 1500mm
- Frame width from 1000mm
- Annealed, laminated, toughened or Low E glass available as standard
- Most powder coated and anodised aluminium finishes available as standard



Neotechnical Industries Ltd 9 McDonald St, Sandringham, Auckland. Phone: 09 815 0481 Email: info@shugg.co.nz www.shugg.co.nz	Frame Type	APL 106 Architectural Casement	Drawing name	DH102-CA9	Scale	1:2
	Section	A:A & B:B	Date drawn	14-09-21	Revision	001
	Notes	-	Window style	Double Hung		
	Notes	-	Window format	Commercial		
	Notes	-	Glazing	Single	Thickness	8mm