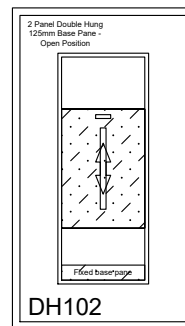
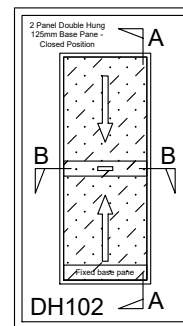
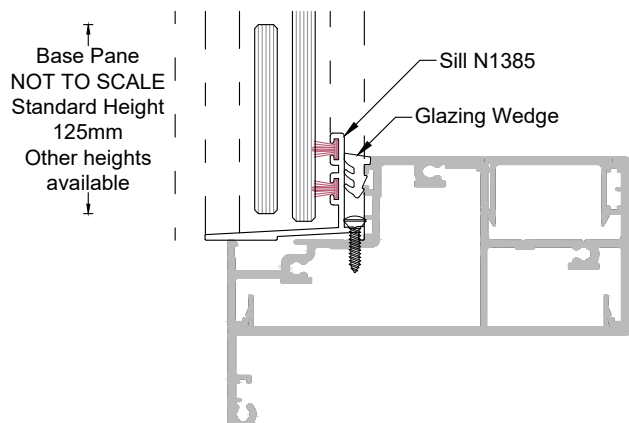


SECTION A-A



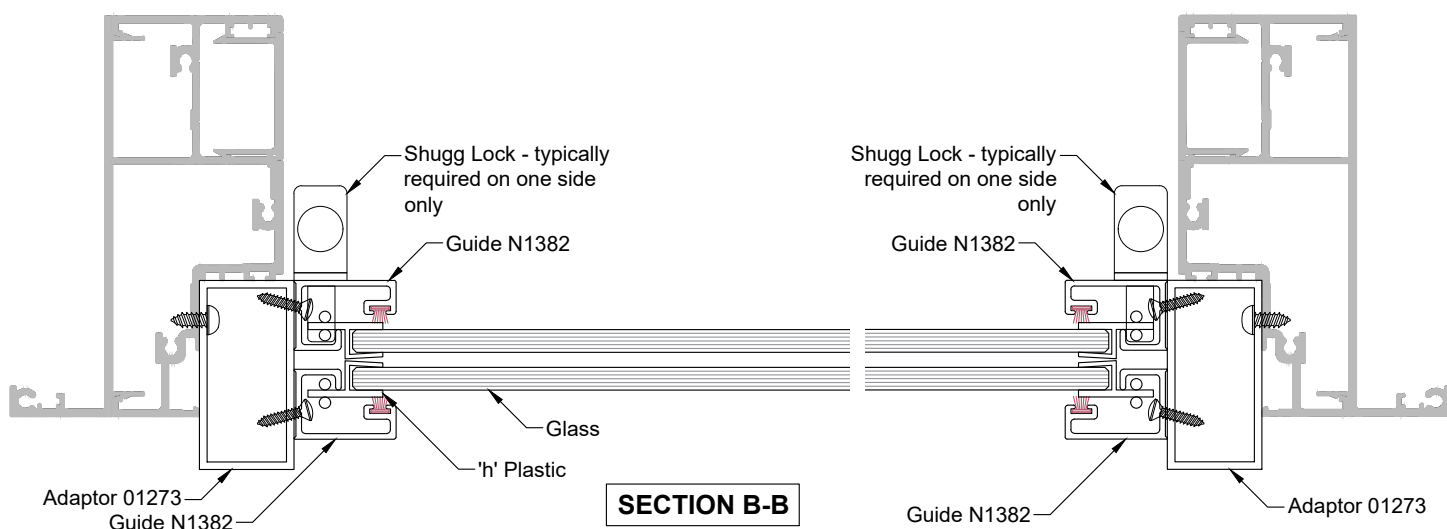
Vertical sliding double hung window Residential 2 pane

Features:

- Sashless panes of glass move within their own plane
- Provides high and low ventilation
- Narrow aluminium profiles
- Fits most aluminium frame profiles
- Can be retrofitted to solve ventilation problems
- Removable midseal closes off winter draughts
- Acrylic lifting handle may be positioned at the bottom or top of the bottom sliding pane (shown at top)
- Lock open position provides secure ventilation
- Available with or without a Base Pane

Specifications:

- Curved and/or raking heads available
- Frame height from 600mm
- Frame width from 370mm
- Annealed, laminated, toughened or Low E glass available as standard
- Most powder coated and anodised aluminium finishes available as standard



SECTION B-B

Neotechnical Industries Ltd
9 McDonald St, Sandringham,
Auckland.
Phone: 09 815 0481
Email: info@shugg.co.nz
www.shugg.co.nz

Frame Type	APL 106 Architectural	Drawing name	DH102 RA8	Scale	1:2
Section	A:A & B:B	Date drawn	11-08-21	Revision	001
Notes	-	Window style	Double Hung		
Notes	-	Window format	Residential		
Notes	-	Glazing	Single	Thickness	6mm

Details subject to change without notice. Exterior frames by others, Neotechnical Industries Ltd does not own the rights to exterior frames shown and are indicative only. All other details © Neotechnical Industries Ltd, not to be reproduced, altered or distributed in any form without permission.