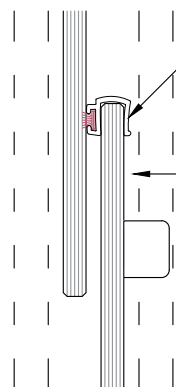


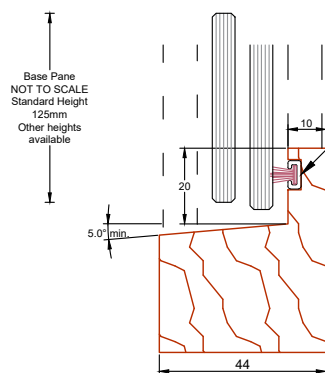
Glass shown below head rebate for drawing clarity only



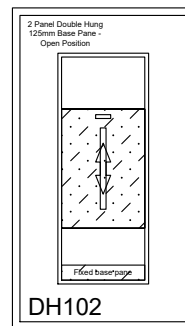
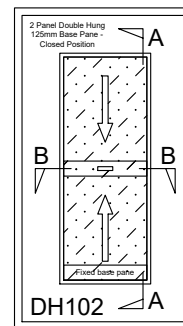
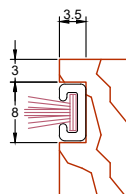
Midseal

OVERLAP NOT TO SCALE
Typically 100mm

SECTION A-A



Wool Pile Carrier



Vertical sliding double hung window Residential 2 pane

Features:

Sashless panes of glass move within their own plane

Provides high and low ventilation

Narrow aluminium profiles

Can be retrofitted to solve ventilation problems
(frames may need to be adapted to suit)

Removable midseal closes off winter draughts

Lock open position provides secure ventilation

Acrylic lifting handle may be positioned at the bottom or top of the bottom sliding pane (shown at top)

Available with or without a Base Pane

Specifications:

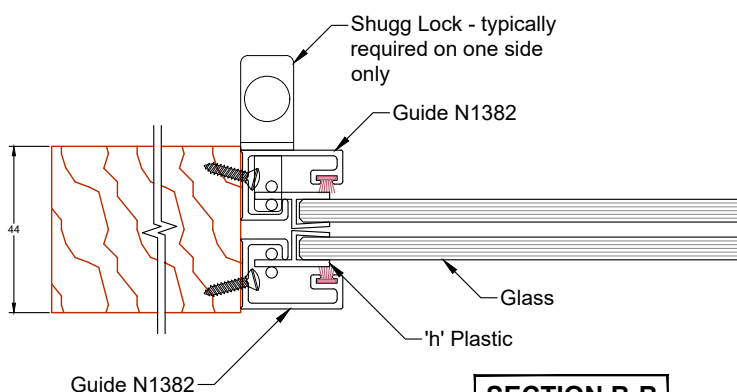
Curved and/or raking heads available

Frame height from 600mm

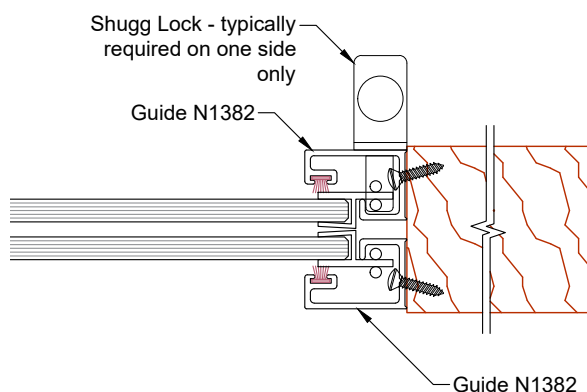
Frame width from 370mm

Annealed, laminated, toughened or Low E glass available as standard

Most powder coated and anodised aluminium finishes available as standard



SECTION B-B



Neotechnical Industries Ltd

9 McDonald St, Sandringham,
Auckland.

Phone: 09 815 0481

Email: info@shugg.co.nz

www.shugg.co.nz

Frame Type

Timber hinged door

Drawing name

DH102 RT3

Scale

1:2

Section

A:A & B:B

Date drawn

11-08-21

Revision

001

Notes

-

Window style

Double Hung

Notes

-

Window format

Residential

Notes

-

Glazing

Single

Thickness

6mm

Details subject to change without notice. Exterior frames by others, Neotechnical Industries Ltd does not own the rights to exterior frames shown and are indicative only. All other details © Neotechnical Industries Ltd, not to be reproduced, altered or distributed in any form without permission.