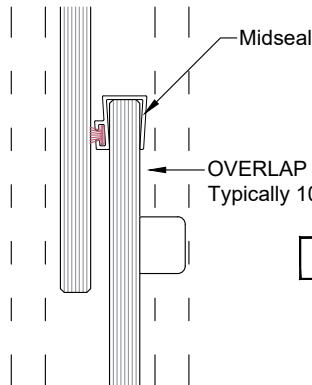
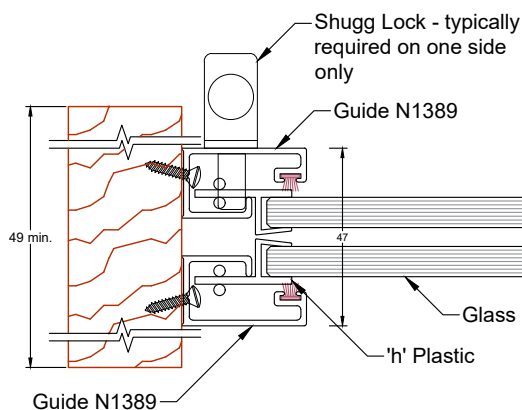
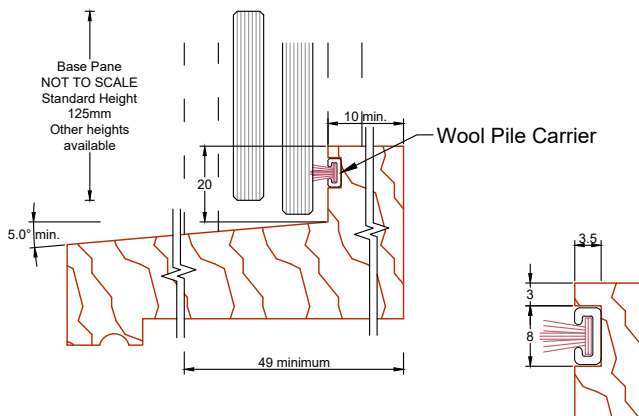


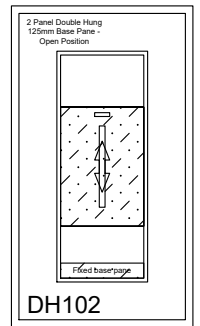
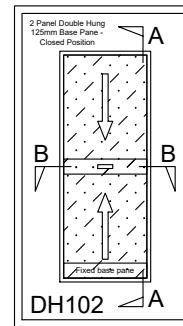
Glass shown below head rebate for drawing clarity only



SECTION A-A



SECTION B-B



Vertical sliding double hung window Residential 2 pane

Features:

Sashless panes of glass move within their own plane

Provides high and low ventilation

Narrow aluminium profiles

Can be retrofitted to solve ventilation problems (frames may need to be adapted to suit)

Removable midseal closes off winter draughts

Lock open position provides secure ventilation

Acrylic lifting handle may be positioned at the bottom or top of the bottom sliding pane (shown at top)

Available with or without a Base Pane

Specifications:

Curved and/or raking heads available

Frame height from 600mm

Frame width from 370mm

Annealed, laminated, toughened or Low E glass available as standard

Most powder coated and anodised aluminium finishes available as standard

Neotechnical Industries Ltd
9 McDonald St, Sandringham, Auckland.
Phone: 09 815 0481
Email: info@shugg.co.nz
www.shugg.co.nz

Frame Type	Timber for Shugg	Drawing name	DH102 TF4	Scale	1:2
Section	A:A & B:B	Date drawn	11-08-21	Revision	001
Notes	-	Window style	Double Hung		
Notes	-	Window format	Residential		
Notes	-	Glazing	Single	Thickness	8mm

Details subject to change without notice. Exterior frames by others, Neotechnical Industries Ltd does not own the rights to exterior frames shown and are indicative only. All other details © Neotechnical Industries Ltd, not to be reproduced, altered or distributed in any form without permission.