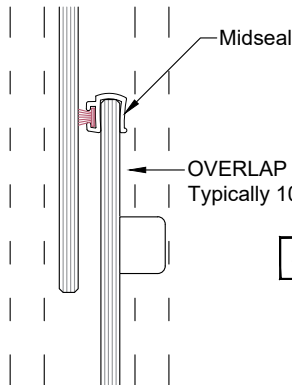
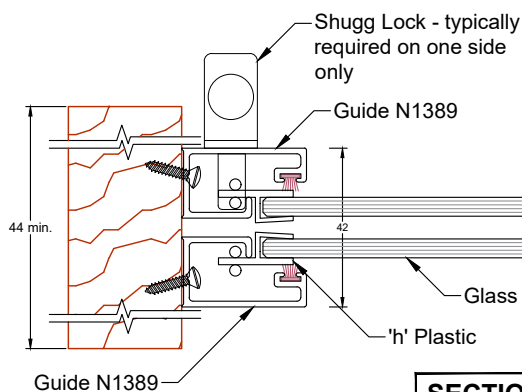
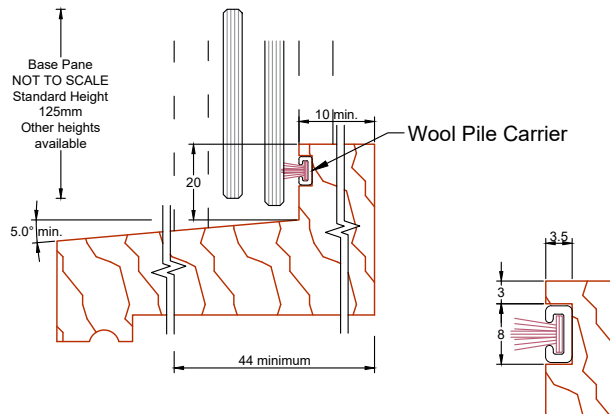


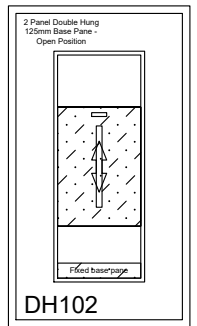
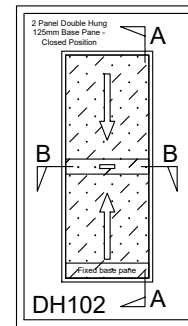
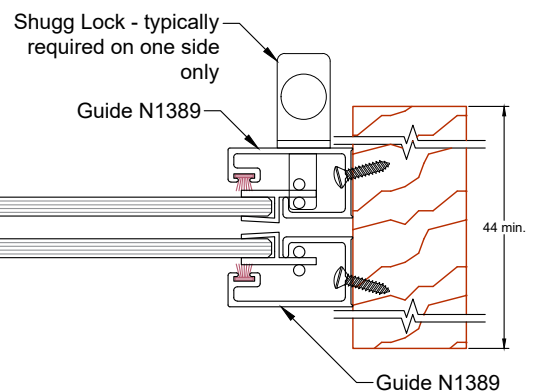
Glass shown below head rebate for drawing clarity only



### SECTION A-A



### SECTION B-B



## Vertical sliding double hung window Residential 2 pane

### Features:

Sashless panes of glass move within their own plane

Provides high and low ventilation

Narrow aluminium profiles

Can be retrofitted to solve ventilation problems (frames may need to be adapted to suit)

Removable midseal closes off winter draughts

Lock open position provides secure ventilation

Acrylic lifting handle may be positioned at the bottom or top of the bottom sliding pane (shown at top)

Available with or without a Base Pane

### Specifications:

Curved and/or raking heads available

Frame height from 600mm

Frame width from 370mm

Annealed, laminated, toughened or Low E glass available as standard

Most powder coated and anodised aluminium finishes available as standard

Neotechnical Industries Ltd  
9 McDonald St, Sandringham,  
Auckland.  
Phone: 09 815 0481  
Email: info@shugg.co.nz  
www.shugg.co.nz

|            |                  |               |             |           |     |
|------------|------------------|---------------|-------------|-----------|-----|
| Frame Type | Timber for Shugg | Drawing name  | DH102 TF6   | Scale     | 1:2 |
| Section    | A:A & B:B        | Date drawn    | 11-08-21    | Revision  | 001 |
| Notes      | -                | Window style  | Double Hung |           |     |
| Notes      | -                | Window format | Residential |           |     |
| Notes      | -                | Glazing       | Single      | Thickness | 5mm |

Details subject to change without notice. Exterior frames by others, Neotechnical Industries Ltd does not own the rights to exterior frames shown and are indicative only. All other details © Neotechnical Industries Ltd, not to be reproduced, altered or distributed in any form without permission.