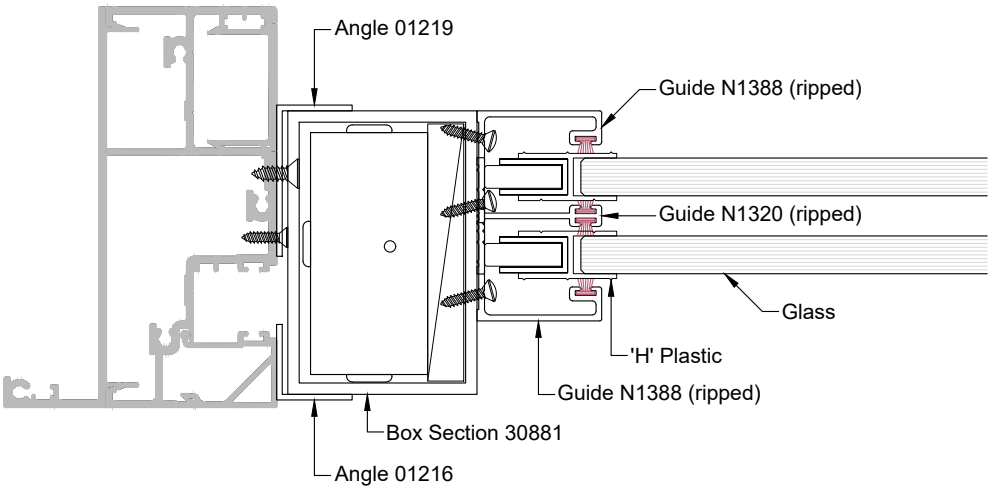
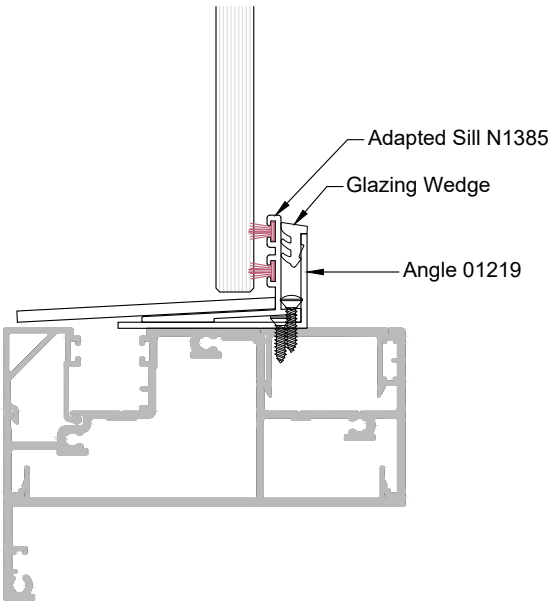
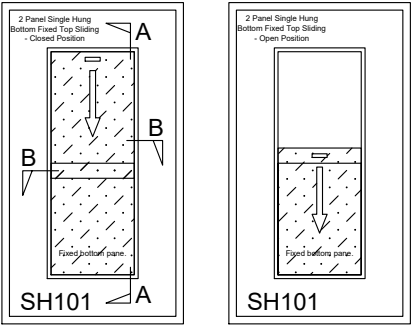


SECTION A-A



SECTION B-B



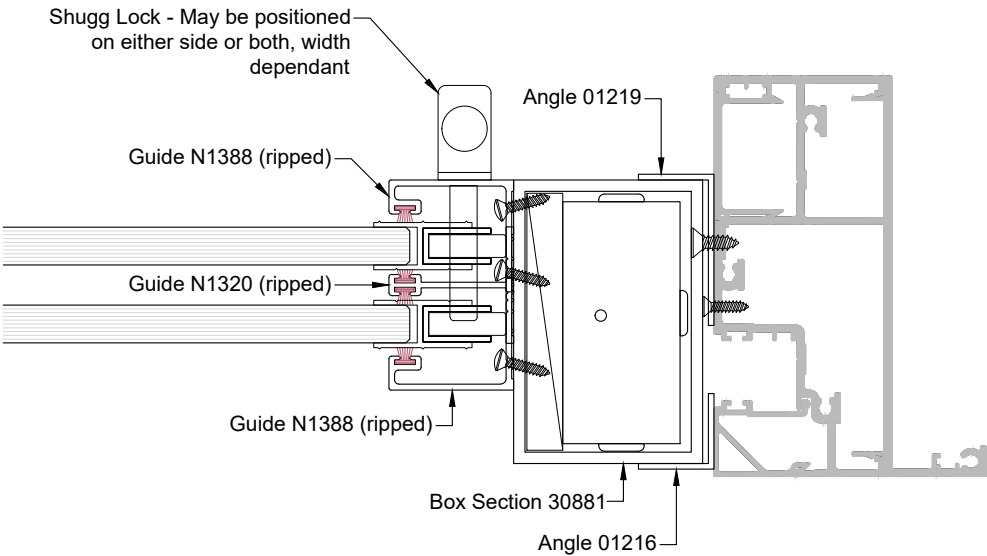
Vertical sliding single hung window Commercial 2 pane bottom fixed

Features:

- Sashless pane of glass moves within it's own plane
- Bottom fixed, top sliding pane
- Bottom pane fixed to prevent egress to outside areas
- Fits most aluminium frame profiles
- Can be used as a barrier (conditions apply)
- Can be retrofitted
- Removable midseal closes off winter draughts
- Lock open position provides secure ventilation
- Opening wand available when lift may be out of reach

Specifications:

- Frame height from 1500mm
- Frame width from 1150mm
- Laminated, toughened or Low E glass available as standard
- Most powder coated and anodised aluminium finishes available as standard



Neotechnical Industries Ltd 9 McDonald St, Sandringham, Auckland. Phone: 09 815 0481 Email: info@shugg.co.nz www.shugg.co.nz	Frame Type	APL 106 Architectural Casement	Drawing name	SH101-CA10	Scale	1:2
	Section	A:A & B:B	Date drawn	14-09-21	Revision	001
	Notes	-	Window style	Single Hung		
	Notes	-	Window format	Commercial		
	Notes	-	Glazing	Single	Thickness	10mm

Details subject to change without notice. Exterior frames by others, Neotechnical Industries Ltd does not own the rights to exterior frames shown and are indicative only. All other details
© Neotechnical Industries Ltd, not to be reproduced, altered or distributed in any form without permission.