

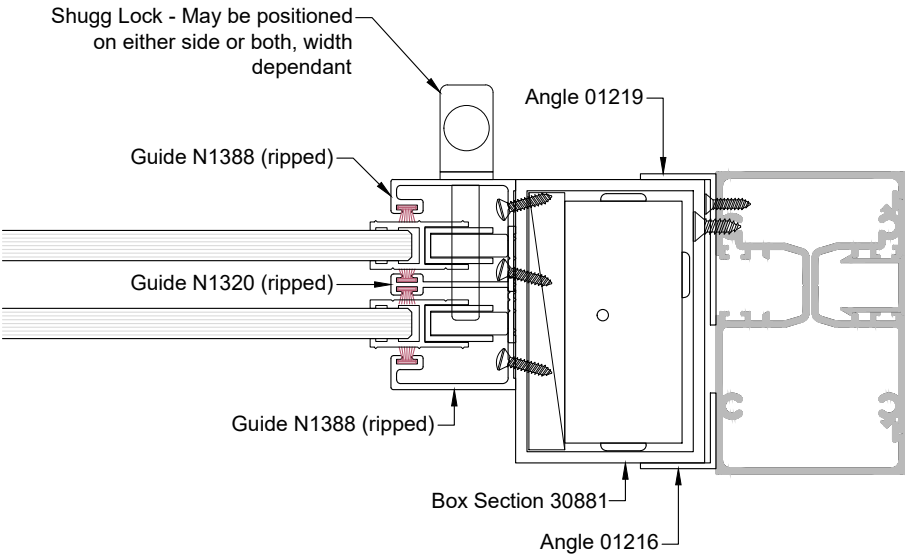
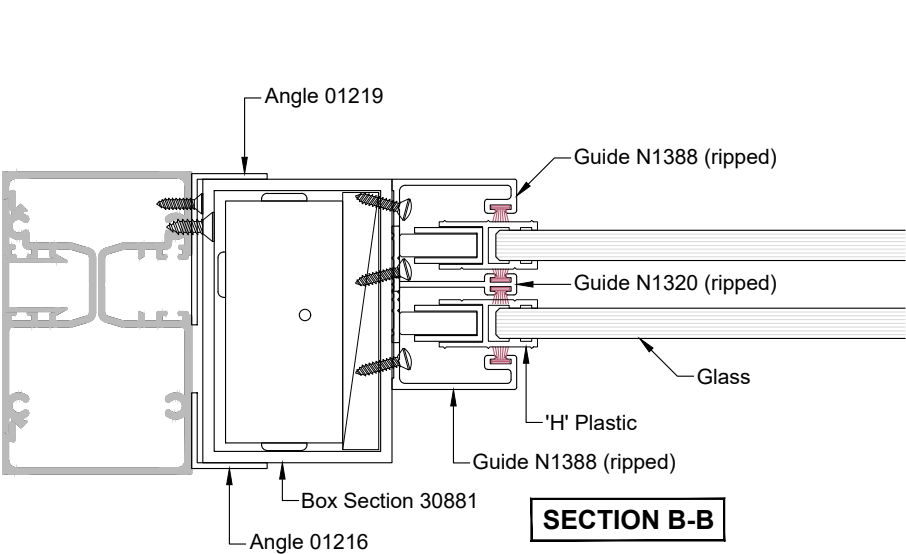
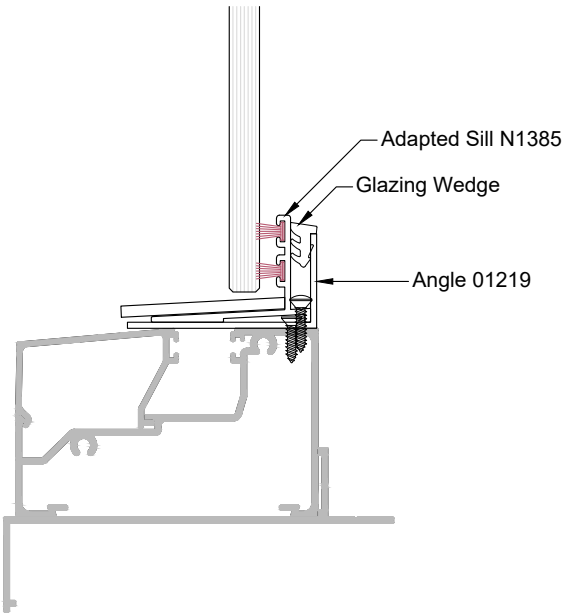
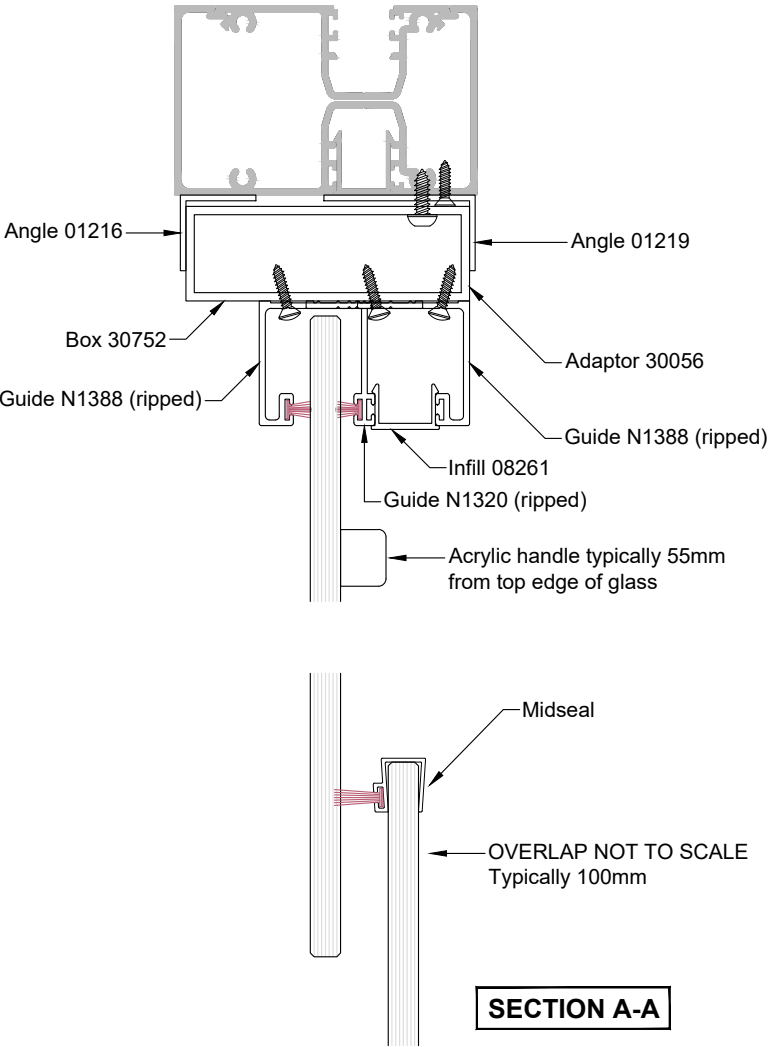
Vertical sliding single hung window Commercial 2 pane bottom fixed

Features:

- Sashless pane of glass moves within it's own plane
- Bottom fixed, top sliding pane
- Bottom pane fixed to prevent egress to outside areas
- Fits most aluminium frame profiles
- Can be used as a barrier (conditions apply)
- Can be retrofitted
- Removable midseal closes off winter draughts
- Lock open position provides secure ventilation
- Opening wand available when lift may be out of reach

Specifications:

- Frame height from 1500mm
- Frame width from 1150mm
- Laminated, toughened or Low E glass available as standard
- Most powder coated and anodised aluminium finishes available as standard



Neotechnical Industries Ltd 9 McDonald St, Sandringham, Auckland. Phone: 09 815 0481 Email: info@shugg.co.nz www.shugg.co.nz	Frame Type	APL 80mm Shop front	Drawing name	SH101-CA7	Scale	1:2
	Section	A:A & B:B	Date drawn	14-09-21	Revision	001
	Notes	-	Window style	Single Hung		
	Notes	-	Window format	Commercial		
	Notes	-	Glazing	Single	Thickness	8mm