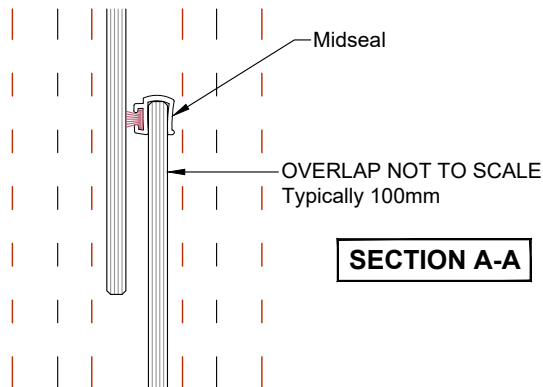
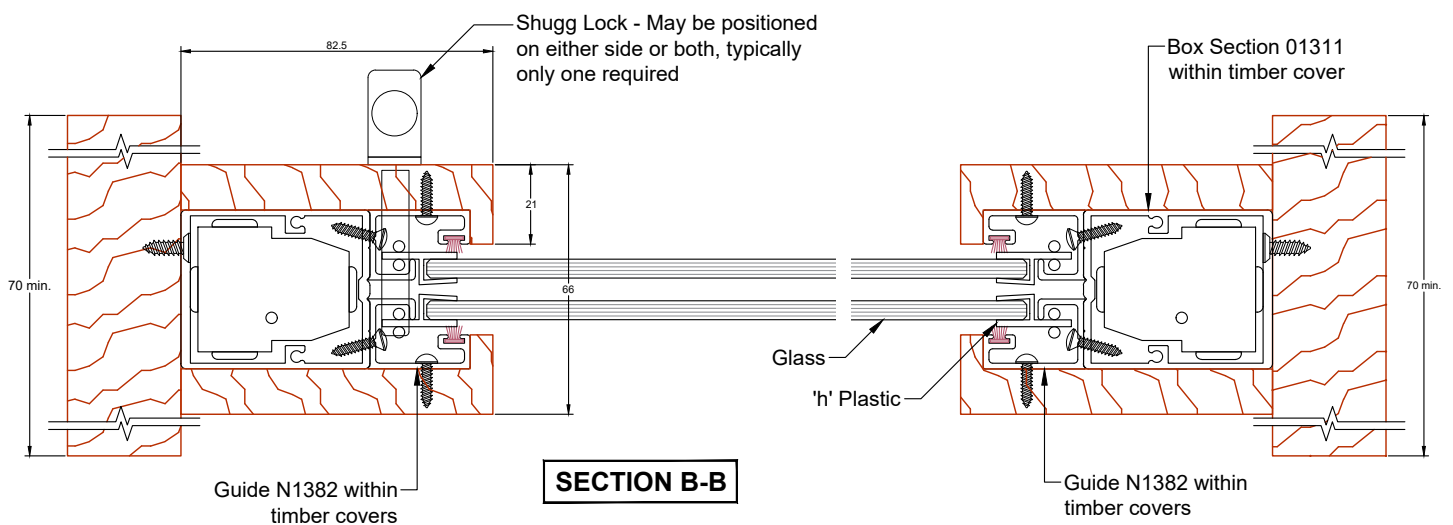
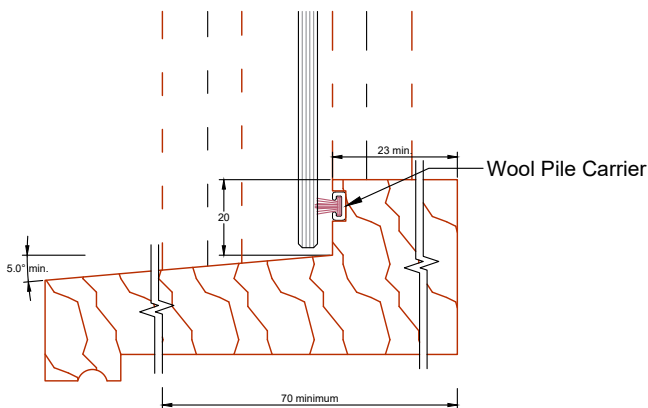


Glass shown below head rebate for drawing clarity only

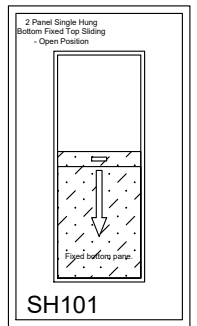
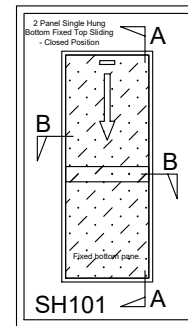
Acrylic handle typically 55mm from top edge of glass



SECTION A-A



SECTION B-B



Vertical sliding single hung window Residential 2 pane bottom fixed

Features:

Sashless pane of glass moves within it's own plane

Bottom fixed, top sliding pane

Aluminium profiles hidden within timber covers

Can be used as a barrier (conditions apply)

Can be retrofitted
(frames may need to be adapted to suit)

Removable midseal closes off winter draughts

Lock open position provides secure ventilation

Opening wand available when lift may be out of reach

Specifications:

Curved and/or raking heads available

Frame height from 600mm

Frame width from 400mm

Annealed, laminated, toughened or Low E glass available as standard

Most powder coated and anodised aluminium finishes available as standard

Neotechnical Industries Ltd

9 McDonald St, Sandringham,
Auckland.

Phone: 09 815 0481

Email: info@shugg.co.nz

www.shugg.co.nz

Frame Type

Timber frame for Shugg

Drawing name

SH101 TFC2

Scale

1:2

Section

A:A & B:B

Date drawn

11-08-21

Revision

001

Notes

-

Window style

Single Hung

Notes

-

Window format

Residential

Notes

-

Glazing

Single

Thickness

6mm

Details subject to change without notice. Exterior frames by others, Neotechnical Industries Ltd does not own the rights to exterior frames shown and are indicative only. All other details © Neotechnical Industries Ltd, not to be reproduced, altered or distributed in any form without permission.