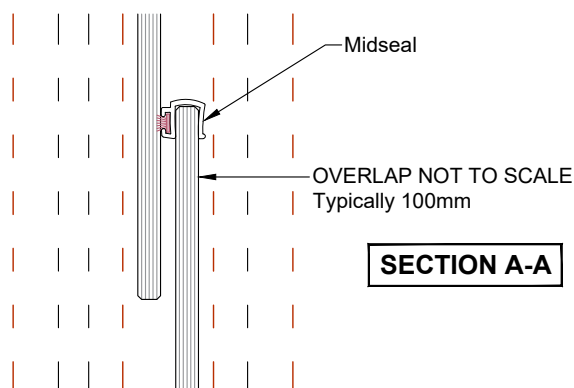
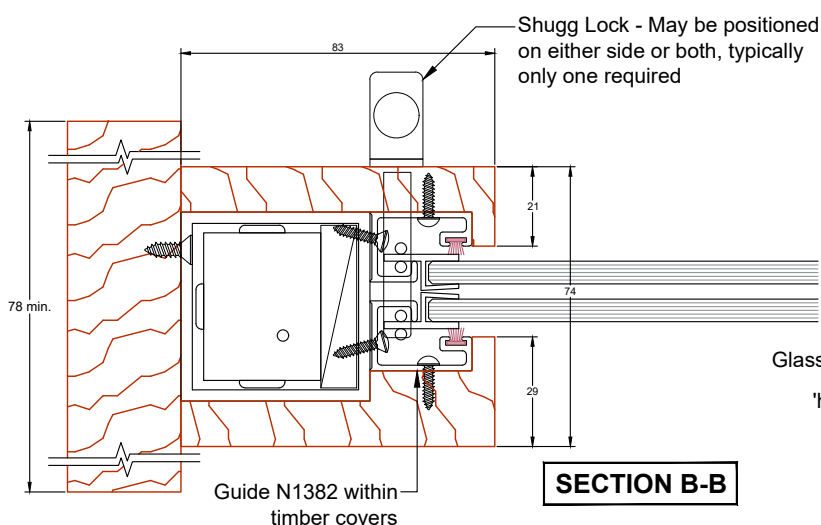
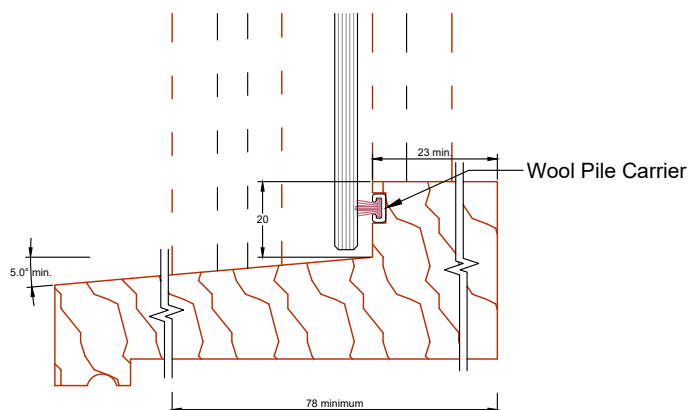


Glass shown below head rebate for drawing clarity only

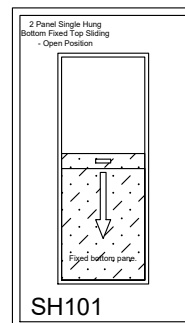
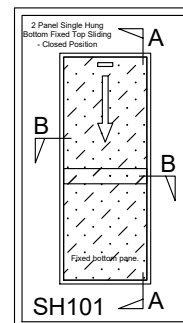
Acrylic handle typically 55mm from top edge of glass



SECTION A-A



SECTION B-B



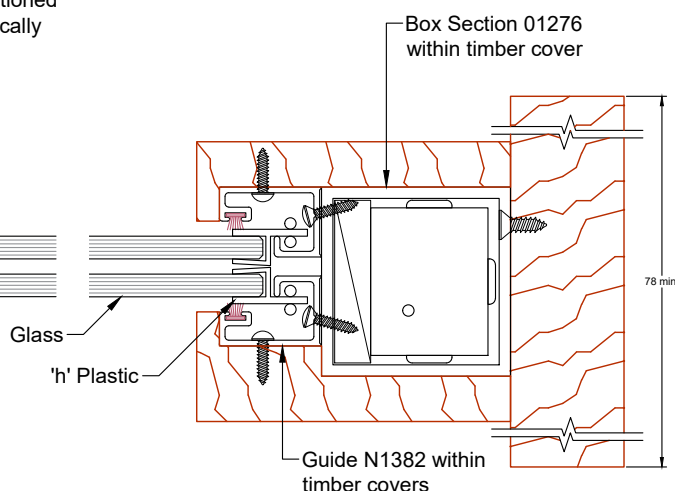
Vertical sliding single hung window Residential 2 pane bottom fixed

Features:

- Sashless pane of glass moves within it's own plane
- Bottom fixed, top sliding pane
- Aluminium profiles hidden within timber covers
- Can be used as a barrier (conditions apply)
- Can be retrofitted (frames may need to be adapted to suit)
- Removable midseal closes off winter draughts
- Lock open position provides secure ventilation
- Opening wand available when lift may be out of reach

Specifications:

- Curved and/or raking heads available
- Frame height from 600mm
- Frame width from 400mm
- Annealed, laminated, toughened or Low E glass available as standard
- Most powder coated and anodised aluminium finishes available as standard



Neotechnical Industries Ltd
9 McDonald St, Sandringham,
Auckland.
Phone: 09 815 0481
Email: info@shugg.co.nz
www.shugg.co.nz

Frame Type	Timber frame for Shugg	Drawing name	SH101 TFC3	Scale	1:2
Section	A:A & B:B	Date drawn	11-08-21	Revision	001
Notes	-	Window style	Single Hung		
Notes	-	Window format	Residential		
Notes	-	Glazing	Single	Thickness	6mm

Details subject to change without notice. Exterior frames by others, Neotechnical Industries Ltd does not own the rights to exterior frames shown and are indicative only. All other details © Neotechnical Industries Ltd, not to be reproduced, altered or distributed in any form without permission.