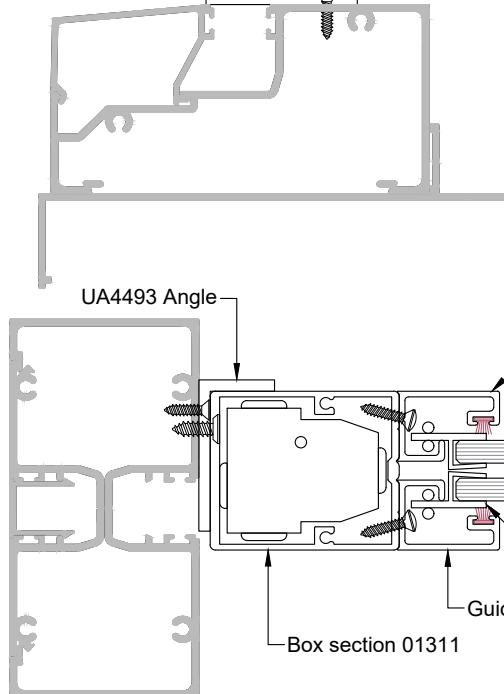
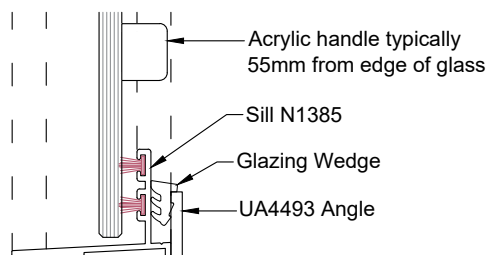


SECTION A-A



Shugg Lock - May be positioned on either side or both, typically only one required

UA4493 Angle

Guide N1382

Glass

'h' Plastic

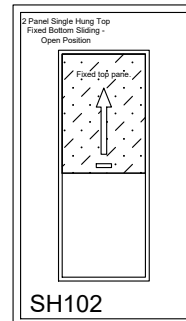
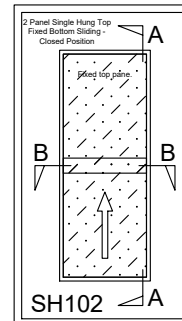
Guide N1382

Box section 01311

Guide N1382

Box section 01311

SECTION B-B



Vertical sliding single hung window Residential 2 pane top fixed

Features:

Sashless pane of glass moves within it's own plane

Top fixed, bottom sliding pane

Fits most aluminium frame profiles

Ideal for reception areas or serveries

Can be retrofitted

Removable midseal to allow area to breathe

Lock open position provides secure pass through

Specifications:

Curved and/or raking heads available

Frame height from 600mm

Frame width from 400mm

Annealed, laminated, toughened or Low E glass available as standard

Most powder coated and anodised aluminium finishes available as standard

Neotechnical Industries Ltd

9 McDonald St, Sandringham,
Auckland.

Phone: 09 815 0481

Email: info@shugg.co.nz

www.shugg.co.nz

Frame Type

APL 100mm Shopfront

Drawing name

SH102 RA5

Scale

1:2

Section

A:A & B:B

Date drawn

11-08-21

Revision

001

Notes

-

Window style

Single Hung

Notes

-

Window format

Residential

Notes

-

Glazing

Single

Thickness

6mm