

**SECTION A-A**

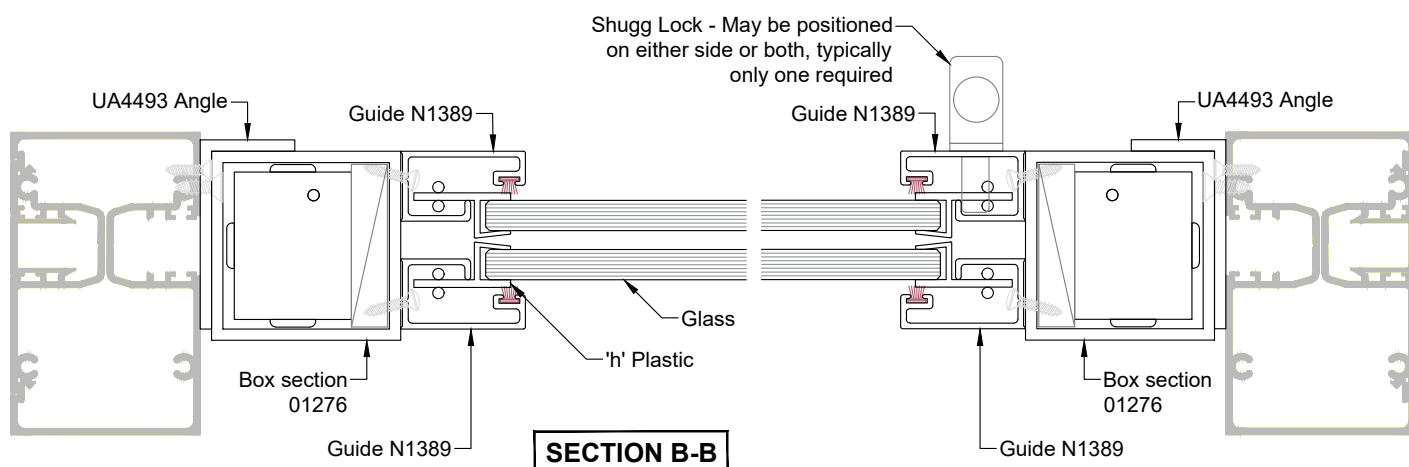
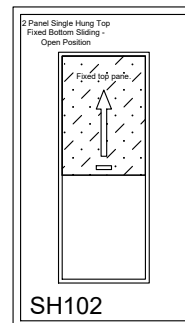
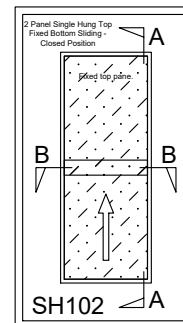
## Vertical sliding single hung window Residential 2 pane top fixed

### Features:

- Sashless pane of glass moves within it's own plane
- Top fixed, bottom sliding pane
- Fits most aluminium frame profiles
- Ideal for reception areas or serveries
- Can be retrofitted
- Removable midseal to allow area to breathe
- Lock open position provides secure pass through

### Specifications:

- Curved and/or raking heads available
- Frame height from 600mm
- Frame width from 400mm
- Annealed, laminated, toughened or Low E glass available as standard
- Most powder coated and anodised aluminium finishes available as standard



**SECTION B-B**

Neotechnical Industries Ltd

9 McDonald St, Sandringham,  
Auckland.

Phone: 09 815 0481

Email: [info@shugg.co.nz](mailto:info@shugg.co.nz)

[www.shugg.co.nz](http://www.shugg.co.nz)

Frame Type

**APL Metro**

Section

**A:A & B:B**

Notes

-

Notes

-

Notes

-

Drawing name

**SH102 RA7**

Scale

**1:2**

Date drawn

**11-08-21**

Revision

**001**

Window style

**Single Hung**

Window format

**Residential**

Glazing

**Single**

Thickness

**8mm**